






Draw an Owl

Use the steps below to help you draw your bird. Refer to a photograph to make your bird look more realistic. When you are finished, can you label the three parts of the owl listed below?



Talon Large, hooked claws, usually associated with birds of prey.

Plumicorn A tuft of lengthened feathers found on the head of various owls.

Facial Disk The concave collection of feathers on the face of some owls that surround the eyes and aid in funneling sound to the ears.

There are 19 owl species in North America, and the Hanford Reach National Monument has 7 – barn, burrowing, great horned long-eared, northern saw-whet, short-eared and snowy owl.

Owls can eat thousands of mice in a year. Some can eat more than 10 mice per night!

Some species of owls have ears that are NOT directly across from each other on their heads. This helps the owl figure out where sound is coming from due to the incredibly slight difference in time it takes the sound to reach each ear.