

### ***What is origami?***

Origami is the Japanese art of paper folding. When it was first practiced paper was rare and valuable; origami was only created for sacred purposes, usually religious in nature. Now, we are fortunate to be able to use paper for all kinds of origami! From what we can tell, people have been using origami to create animal shapes for as long as it's been practiced.

### ***How to measure and cut your own origami paper.***


Origami paper is special paper used to create origami art. It is square shaped, thin, and usually has a different color on each side.

If you don't have any origami paper that's fine! You can use regular notebook or computer paper too, just follow these instructions:

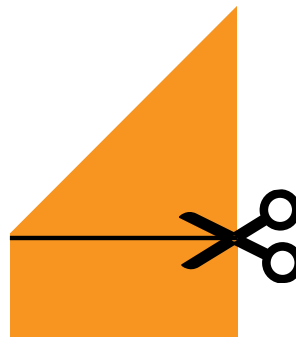
1. First take a single sheet of paper.
2. Fold one of the shorter edges down so it lines up with a longer edge.
3. You'll notice you've made a triangle shape with a long rectangle of extra paper.
4. Cut off the rectangle. When you open the triangle, you should have a square piece of paper to use for your origami.




1



2



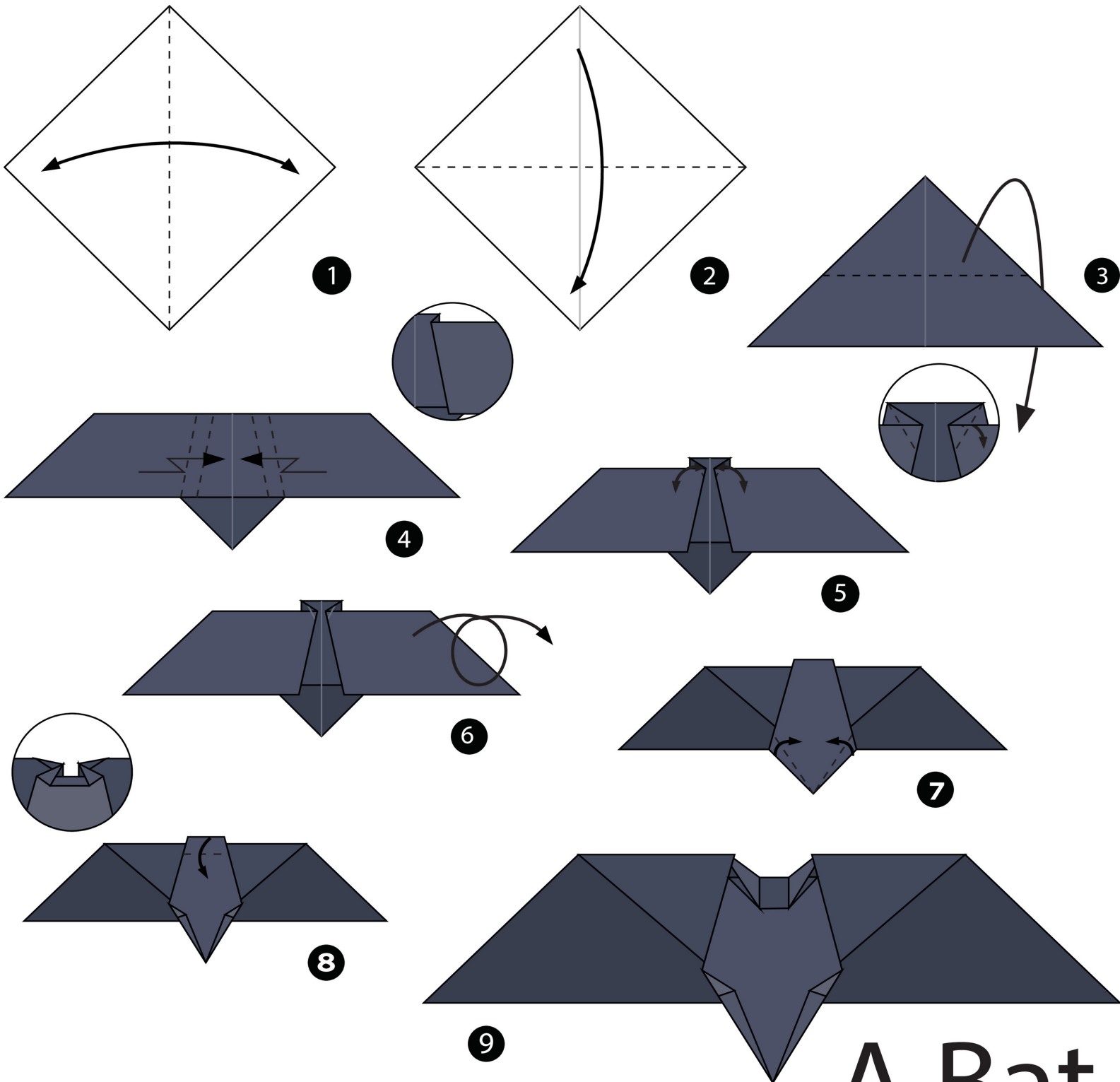
3



4

# Screech Week Fourigami

Origami at Four O'clock



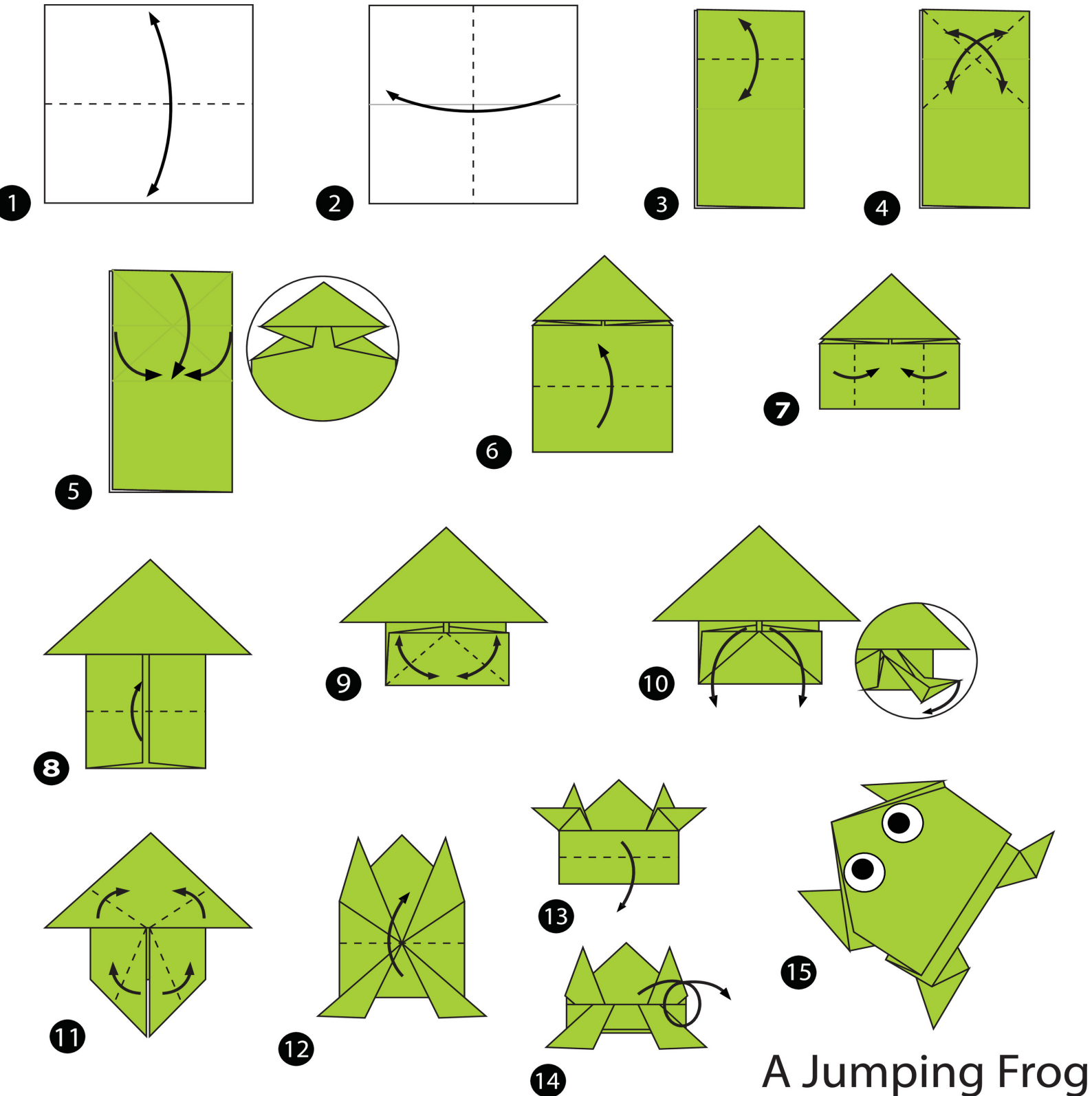
## A Bat

Through donations, The REACH Museum is able to provide educational resources and materials to our community.

Please consider a donation by texting REACH to 243725

# Screech Week Fourigami

Origami at Four O'clock



A Jumping Frog

Through donations, The REACH Museum is able to provide educational resources and materials to our community.

Please consider a donation by texting REACH to 243725